

A fluid flow through the sensor causes precise displacement of magnetic piston that acts on a Reed Switch contact.

## Technical specifications



Body	<b>PPA (Polyphthalamide)</b>
Spring	<b>AISI 302 stainless steel</b>
Internal clearance	<b>380mm<sup>2</sup></b>
Maximum operating pressure	<b>10bar</b>
Operating temperature range	<b>0°C to 100°C   140°C @1h</b>
Inlet/outlet port	<b>G 1" female</b>
O'Ring	<b>NBR (nitrilic rubber)</b>
Output connection	<b>DIN 43650 Connector - B</b>
Enclosure rating	<b>IP66</b>
Electrical contact	<b>Reed Switch</b>

Operating Voltage	Max. Switching Power	Max. Switching Current	Peak Current
110Vac	20VA	0.2A	0.5A @20ms
220Vac	20VA	0.1A	0.5A @20ms
5Vdc	2.5W	0.5A	1A @20ms
12Vdc	5W	0.5A	1A @20ms
24Vdc*	10W	0.5A	1A @20ms

\* If use contactor, RC Snubber Filter KD is required.

**Included:**

- O'Ring to sealing Parker - code 2-217
- K8 snubber filter to electrical installation (AC)
- Allen wrench to adjust the sensitivity
- Results of the sensitivity test (fixed in the package)

### IMPORTANT!

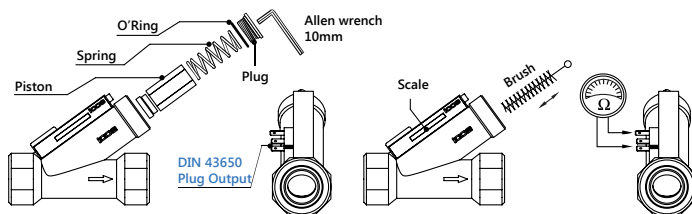
Internal magnetic piston susceptible to retention of ferrous particles.

## Installation

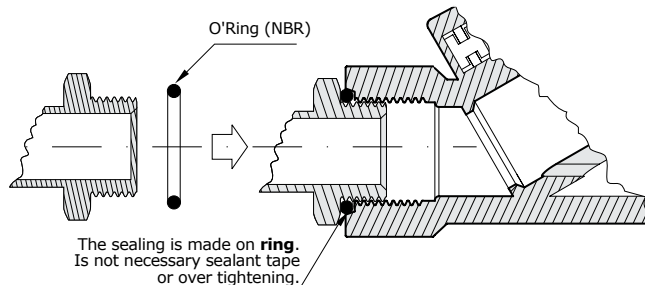
- In applications without excessive vibration;
- Horizontal or vertical mounting with upward flow;
- Minimum distance 20mm from any ferrous surface;
- Mounting with parallel port connection and O'Ring.

## Maintenance

1. Open the plug, remove the spring and clean using a brush if there is encrustation;
2. Mount the sensor again as below illustrated;
3. Test the electrical contact using an ohmmeter, moving the magnetic piston.



## GAS (BSP) Thread: Mounting and Sealing



Questions? Call us BEFORE you install: +55 (15) 3032.9190

### Term of Warranty

For installations according to this guide: 01 (one) year warranty.  
Incorrect installation cancels the warranty - all sensors have been tested and approved.

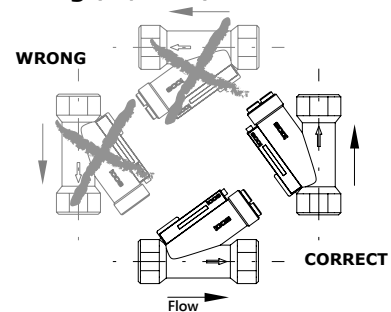
Liquids with ferrous particles require technical analysis: the sensor has magnetic component inside.

## Sensitivity Adjustment of Flow

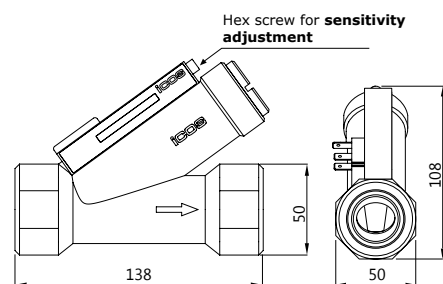


Range for sensitivity adjustment (Ref. in water)

## Mounting (Important!)



## Dimensions (mm) and Weight 495g



A fluid flow through the sensor causes precise displacement of magnetic piston that acts on a Reed Switch contact.

## Technical specifications



Body	<b>PPA (Polyphthalamide)</b>
Spring	<b>AISI 302 stainless steel</b>
Internal clearance	<b>380mm<sup>2</sup></b>
Maximum operating pressure	<b>10bar</b>
Operating temperature range	<b>0°C to 100°C   140°C @1h</b>
Inlet/outlet port	<b>G 1" female</b>
O'Ring	<b>NBR (nitrilic rubber)</b>
Output connection	<b>DIN 43650 Connector - B</b>
Enclosure rating	<b>IP66</b>
Electrical contact	<b>Reed Switch</b>

Operating Voltage	Max. Switching Power	Max. Switching Current	Peak Current
110Vac	20VA	0.2A	0.5A @20ms
220Vac	20VA	0.1A	0.5A @20ms
5Vdc	2.5W	0.5A	1A @20ms
12Vdc	5W	0.5A	1A @20ms
24Vdc*	10W	0.5A	1A @20ms

\* If use contactor, RC Snubber Filter KD is required.



### IMPORTANT!

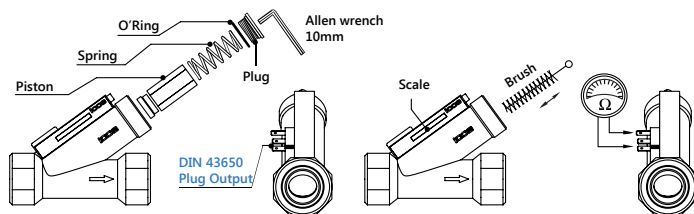
Internal magnetic piston susceptible to retention of ferrous particles.

## Installation

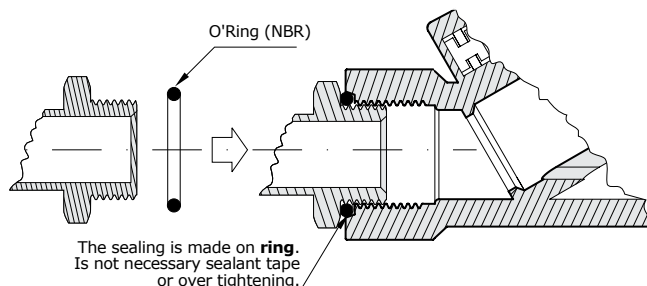
- In applications without excessive vibration;
- Horizontal or vertical mounting with upward flow;
- Minimum distance 20mm from any ferrous surface;
- Mounting with parallel port connection and O'Ring.

## Maintenance

1. Open the plug, remove the spring and clean using a brush if there is encrustation;
2. Mount the sensor again as below illustrated;
3. Test the electrical contact using an ohmmeter, moving the magnetic piston.



## GAS (BSP) Thread: Mounting and Sealing



**Questions? Call us BEFORE you install: +55 (15) 3032.9190**

### Term of Warranty

**For installations according to this guide:** 01 (one) year warranty.  
Incorrect installation cancels the warranty - all sensors have been tested and approved.

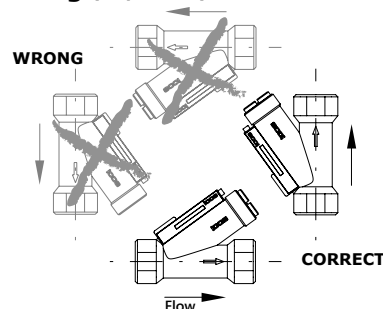
**Liquids with ferrous particles** require technical analysis: the sensor has magnetic component inside.

## Sensitivity Adjustment of Flow



Range for sensitivity adjustment (Ref. in water)

## Mounting (Important!)



## Dimensions (mm) and Weight 495g

