

FC10B04



Material

PPA - Polyphthalamide



How it works A fluid flow through the sensor causes precise displacement of magnetic piston and closes an electrical contact (reed switch).

Details

- On/Off output; NO (SPST) working;
- Detects increased or decreased flow;
- Sensitivity adjustment¹.



Typical applications

- Lubrification and cooling systems monitoring;
- Pipe fluid flow monitoring.

Liquids

- Clean water, oils, lubricants and filtered fuels.



Liquids with magnetic particles will cause deposition / magnetic sedimentation and it will prejudice the operation of the sensor. Use magnetic filter before the sensor.
Liquids with encrustation particles and/or solids require tests.

Technical specifications

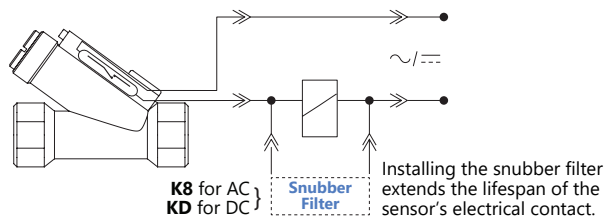
Internal clearance	380mm²
Maximum operating pressure	25bar
Operating temperature range	0°C to 100°C 140°C @1h
Inlet/outlet port	G 1" female (BSP - Parallel)
Spring	AISI 302 stainless steel
Sealing	NBR (nitrilic rubber) O'Ring
Output connection	DIN 43650 Connector - B
Enclosure rating	IP66
Electrical contact	Reed Switch 20W/VA

The sensors work in all voltage and current ranges displayed in the table below:

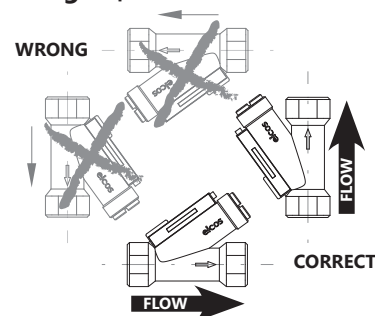
Operating Voltage	Max. Switching Power	Max. Switching Current	Peak Current
110Vac	20VA	0.2A	0.5A @20ms
220Vac	20VA	0.1A	0.5A @20ms
5Vdc	2.5W	0.5A	1A @20ms
12Vdc	5W	0.5A	1A @20ms
24Vdc	10W	0.5A	1A @20ms

24Vac: NOT recommended

• Typical connection to contactor

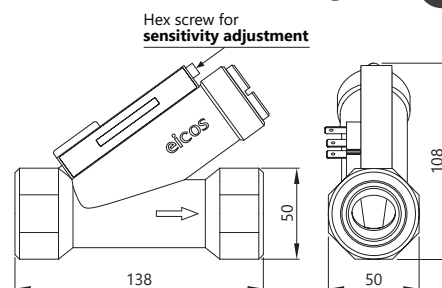


Mounting (Important!)



Dimensions (mm) and Weight

495g



Notes

- ¹ In water. Set point accuracy: ±15%.
Repeatability (not considering the viscosity change of liquids): ±10%.